

LED Profile

LED Profile

Profilé à LED



Indicator Lights
Signalleuchten
Voyants Lumineux




SLOAN
PRECISION OPTOELECTRONICS

Based LEDs
Gesockelte LEDs
LED à Culot






Request your desired Sloan product catalogue

Fordern Sie Ihre gewünschten Sloan-Produktkataloge an

Demandez les catalogues de produits Sloan de votre choix

LED Module
LED Module
Modules LED

SLOAN
PRECISION OPTOELECTRONICS

LEDs
Leuchtdioden
Diode Luminescente




Emer.-Exit light
Notausgangsleuchten
Eclairage des sorties





Directory / Inhaltsverzeichnis / Annuaire de contenu

Profile	Profile Description	Dimensions	Page
H0-Series	u-shape	16.0 x 12.0mm	4
L0-Series	u-shape low	16.0 x 6.0mm	5
A0-Series	u-shape 45° angle	19.0 x 19.0mm	6
R0-Series	u-shape round	18.5 x 15.8mm	7
HF-Series	u-shape cap rail	22.0 x 12.2mm	8
LF-Series	u-shape cap rail low	22.0 x 6.0mm	9
Specifications overview			10
Accessories			11
General Information for LED Profile			12

H0-Series 16.0 x 12.0mm

High bright (LED type 2835)


Specifications

Dimensions	16.0 x 12.0 mm (W x H)
Voltage	24V
Current	~1A/m
Wattage	23W/m
Brightness	~ 1400lm/m
Number of LED's	112pcs/m
Operating Temperature	-20°~+40°C
Storage Temperature	-40°~+80°C
Viewing Angle	~110°
CE	
RoHS compliant	




Further technical information in „Profile Specifications“

Profile Type	Colour of Profile	Length of Profile (incl. end-caps)	Cover	Cable Input	Cable Output	Cable Length	Connector	Mounting Clip	Lightsource	Voltage
H0	1 natural anodized other colours on request	027 270mm*	1 white diffused	1 lateral cable input 	1 lateral cable output 	050 50cm other length on request	0 without connector (wire leads)	0 without clips	N01 warm-white 2800-3500K	D 24VDC
		039 390mm*								
		046 460mm*	2 rear cable output 	2 with snap-in connector input output	W01 cold-white 5500-6500K					
		058 580mm*								
		064 640mm*								
		082 820mm*								
		089 890mm*								
		095 950mm* other length on request *Tolerance: +/-2mm								



Warning: Do not connect more than 3m in a row



1. All dimensions are in millimetres
 2. Tolerance is ±0.25mm unless otherwise specified
 3. Specifications are subject to change without notice

Please also take note of our **General Information for LED Products**

L0-Series 16.0 x 6.0mm

High bright (LED type 2835)

Specifications

Dimensions	16.0 x 6.0 mm (W x H)
Voltage	24V
Current	~1A/m
Wattage	23W/m
Brightness	~ 1400lm/m
Number of LED's	112pcs/m
Operating Temperature	-20°~+40°C
Storage Temperature	-40°~+80°C
Viewing Angle	~110°
CE	
RoHS compliant	




Further technical information in „Profile Specifications“

Profile Type	Colour of Profile	Length of Profile (incl. end-caps)	Cover	Cable Input	Cable Output	Cable Length	Connector	Mounting Clip	Lightsource	Voltage
L0	1 natural anodized other colours on request	027 270mm*	1 white diffused	1 lateral cable input 	1 lateral cable output 	050 50cm other length on request	0 without connector (wire leads)	0 without clips	N01 warm-white 2800-3500K	D 24VDC
		039 390mm*	2 clear							
		046 460mm*		2 with snap-in connector 	2 with snap-in connector 		W01 cold-white 5500-6500K			
		058 580mm*								
		064 640mm*								
		082 820mm*								
		089 890mm*					3 rear cable output 			
		095 950mm* other length on request *Tolerance: +/-2mm								



Warning: Do not connect more than 3m in a row



1. All dimensions are in millimetres
 2. Tolerance is ±0.25mm unless otherwise specified
 3. Specifications are subject to change without notice

A0-Series 19.0 x 19.0mm








High bright (LED type 2835)

Specifications

Dimensions	19.0 x 19.0 mm (W x H)
Voltage	24V
Current	~1A/m
Wattage	23W/m
Brightness	~ 1400lm/m
Number of LED's	112pcs/m
Operating Temperature	-20°~+40°C
Storage Temperature	-40°~+80°C
Viewing Angle	~110°
CE	
RoHS compliant	




Further technical information in „Profile Specifications“

Profile Type	Colour of Profile	Length of Profile (incl. end-caps)	Cover	Cable Input	Cable Output	Cable Length	Connector	Mounting Clip	Lightsource	Voltage
A0	1 natural anodized other colours on request	027 270mm*	1 white diffused	1 lateral cable input 	1 lateral cable output 	050 50cm other length on request	0 without connector (wire leads)	0 without clips	N01  warm-white 2800-3500K	D 24VDC
		039 390mm*								
		046 460mm*	2 without cable 		2 with snap-in connector  input  output		W01  cold-white 5500-6500K			
		058 580mm*								
		064 640mm*								
		082 820mm*								
		089 890mm*								
		095 950mm* other length on request								



Warning: Do not connect more than 3m in a row



1. All dimensions are in millimetres
2. Tolerance is ±0.25mm unless otherwise specified
3. Specifications are subject to change without notice

Please also take note of our **General Information for LED Products**

R0-Series 18.5 x 15.8mm










High bright (LED type 2835)

Specifications

Dimensions	18.5 x 15.8 mm (W x H)
Voltage	24V
Current	~1A/m
Wattage	23W/m
Brightness	~ 1400lm/m
Number of LED's	112pcs/m
Operating Temperature	-20°~+40°C
Storage Temperature	-40°~+80°C
Viewing Angle	~110°
CE	
RoHS compliant	



Further technical information in „Profile Specifications“

Profile Type	Colour of Profile	Length of Profile (incl. end-caps)	Cover	Cable Input	Cable Output	Cable Length	Connector	Mounting Clip	Lightsource	Voltage						
R0	1 natural anodized other colours on request	027 270mm*	1 white diffused	1 lateral cable input 	1 lateral cable output 	050 50cm other length on request	0 without connector (wire leads)	0 without clips	N01  warm-white 2800-3500K	D 24VDC						
		039 390mm*	2 clear								1 with DC-Jack  input  output	1 with clips 2 clips per unit	S01  natural-white 3800-4500K			
		046 460mm*												2 with snap-in connector  input  output	W01  cold-white 5500-6500K	
		058 580mm*														
		064 640mm*														
		082 820mm*														
		089 890mm*														
		095 950mm* other length on request *Tolerance: +/-2mm														



Warning: Do not connect more than 3m in a row



1. All dimensions are in millimetres
2. Tolerance is ±0.25mm unless otherwise specified
3. Specifications are subject to change without notice

Please also take note of our **General Information for LED Products**

HF-Series 22.0 x 12.2mm

High bright (LED type 2835)

Specifications

Dimensions	22.0 x 12.2mm (W x H)
Voltage	24V
Current	~1A/m
Wattage	23W/m
Brightness	~ 1400lm/m
Number of LED's	112pcs/m
Operating Temperature	-20°~+40°C
Storage Temperature	-40°~+80°C
Viewing Angle	~110°
CE	
RoHS compliant	

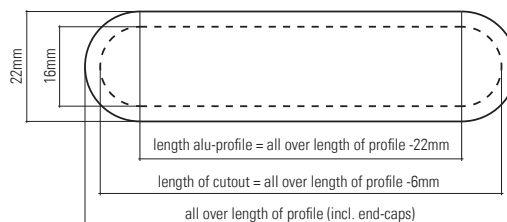



Further technical information in „Profile Specifications“

Profile Type	Colour of Profile	Length of Profile (incl. end-caps)	Cover	Cable Input	Cable Output	Cable Length	Connector	Mounting Clip	Lightsource	Voltage
HF	1 natural anodized other colours on request	029 290mm*	1 white diffused	1 lateral cable input 	1 lateral cable output 	050 50cm other length on request	0 without connector (wire leads) 1 with DC-Jack 	0 without clips	N01 warm-white 2800-3500K	D 24VDC
		041 410mm*	2 clear						S01 natural-white 3800-4500K	
		048 480mm*							W01 cold-white 5600-6500K	
		060 600mm*								
		066 660mm*								
		084 840mm*								
		091 910mm*								
		097 970mm* other length on request *Tolerance: +/-2mm								



Warning: Do not connect more than 3m in a row



1. All dimensions are in millimetres
2. Tolerance is ±0.25mm unless otherwise specified
3. Specifications are subject to change without notice

Please also take note of our **General Information for LED Products**

LF-Series 22.0 x 6.0mm







High bright (LED type 2835)

Specifications

Dimensions	22.0 x 6.0 mm (W x H)
Voltage	24V
Current	~1A/m
Wattage	23W/m
Brightness	~ 1400lm/m
Number of LED's	112pcs/m
Operating Temperature	-20°~+40°C
Storage Temperature	-40°~+80°C
Viewing Angle	~110°
CE	
RoHS compliant	

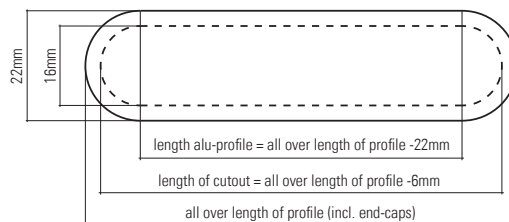



Further technical information in „Profile Specifications“

Profile Type	Colour of Profile	Length of Profile (incl. end-caps)	Cover	Cable Input	Cable Output	Cable Length	Connector	Mounting Clip	Lightsource	Voltage
LF	1 natural anodized <small>other colours on request</small>	029 290mm*	1 white diffused	1 lateral cable input 	1 lateral cable output 	050 50cm <small>other length on request</small>	0 without connector (wire leads) 	0 without clips	N01  warm-white 2800-3500K	D 24VDC
		041 410mm*	2 clear						S01  natural-white 3800-4500K	
		048 480mm*							W01  cold-white 5800-6500K	
		060 600mm*								
		066 660mm*								
		084 840mm*								
		091 910mm*								
		097 970mm* <small>other length on request</small>								
<small>*Tolerance: +/-2mm</small>										



Warning: Do not connect more than 3m in a row



1. All dimensions are in millimetres
2. Tolerance is ±0.25mm unless otherwise specified
3. Specifications are subject to change without notice






Please also take note of our **General Information for LED Products**

Specifications overview

Profile H0, LO, RO, A0		Profile HF, LF		Power	Current	No. of LED	Lumen*		
Length of Profile (incl. end-caps)		Length of Profile (incl. end-caps)					warm-white ●	natural-white ○	cold-white ○
				Watt	A	2800-3500K	3800-4500K	5500-6500K	
027	270mm	029	290mm	5.8	0.24	28	340	360	360
039	390mm	041	410mm	8.6	0.36	42	500	540	540
046	460mm	048	480mm	10.1	0.42	49	590	630	630
058	580mm	060	600mm	13.0	0.54	63	760	810	810
064	640mm	066	660mm	14.4	0.60	70	840	910	910
082	820mm	084	840mm	18.7	0.78	91	1100	1180	1180
089	890mm	091	910mm	20.0	0.84	98	1180	1270	1270
095	950mm	097	970mm	21.6	0.90	105	1265	1360	1360

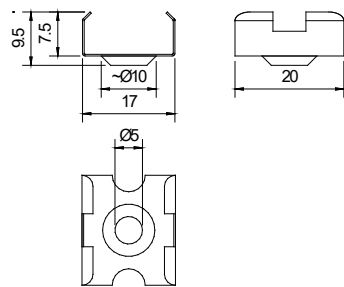
*The indicated brightness in Lumen is based on the built-in LED's
The effective brightness output is reduced by the aluminum profile and the cover

Profile dimensions:

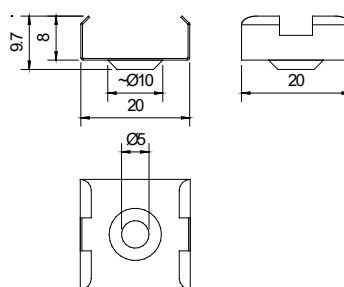


Mounting Clip dimensions:

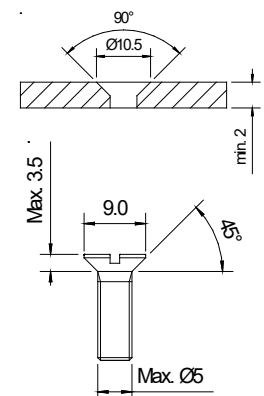
Clip for Serie H0, LO, RO



Clip for Serie A0




Recommended counterbore



1. All dimensions are in millimetres
2. Tolerance is ± 0.25 mm unless otherwise specified
3. Specifications are subject to change without notice


Please also take note of our **General Information for LED Products**

Accessories



Part-No.: SLO-7300-00001
Old Part-No.: 116 02 034

Cable with Snap-in Connector
+12V: Pin 1
Ground: Pin 2
Wire: 2x0.25mm², l=1m



SLO-7111-00001 116 02 003

Cable with DC-Power Jack
Internal Ø: 2.1 mm
External Ø: 5.5 mm
Cable Length: 1.2 meter
Cable Colour: white



SLO-C260-00001 110 02 005

Mounting clip for Serie H0, L0, R0
for countersunk head screw



SLO-C260-00002 110 02 006

Mounting clip for Serie A0
for countersunk head screw

General Information for LED Profile

Basic information

- Only use rated input voltage of DC24V \pm 5% with these LED-Profile.
- Use in an environment with humidity of 30-80% and within the temperature range specified.
- For indoor use only; not to be used in an environment with humidity above 80%, not to be used in direct sunlight.
- The LED-Profile can not be used in an environment with acid and/or alkali.

Colour offset

- The indicated colour temperature is determined by the colour temperature of the built in LEDs. The emitted colour differ from the indicated colour due to the cover acting as a filter. The emitted colour will tend to be colder than the indicated colour, in other words the lightcolour will have a stronger blue spectrum than indicated. The effective resulting colour output is furthermore influenced by temperature, humidity, and the colour temperature of the built-in LED. Since there are many factors determining the effective colour output, the effective emitted colour can only be defined in a rough range:

Colour specification of the LED	Effective emitted colour with cover
N = 2800-3500°K	~3800-4500°K
S = 3800-4500°K	~5000-7000°K
W = 5500-6500°K	~7500-12000°K

Brightness offset

- The indicated brightness is determined by the brightness of the built in LEDs. The effective emitted brightness will be different because of the cover acting as a filter. The reduction depending on the used profile and the used cover.

Installation guidelines

- Only a professional and qualified electrician is allowed to install LED-Profile.
- ESD safety has to be ensured when handling and installing LED-Profile.
- Do not cover LED-Profile. The operating temperature of an installation has to be kept within the specified temperature range in order to ensure normal lifetime and performance of LED-Profile.
- Choose the appropriate Power Supply according to the Voltage and Power consumption of the LED-Profile in use. The input voltage has to be in conformance with the working voltage of the strip. If the input voltage is higher than the actual working voltage, it will damage the Power Supply or the LED-Profile, if the input voltage is lower, the performance of the strip will be poor and the brightness may be reduced. We suggest to choose a Power Supply which has a load of maximum 75-80% of its rated power capacity. If the Power Supply has loaded rated Watts at the same level as the LED-Profile strip has it's working power, an overload may occur which will shorten the driver lifespan or excessive heating may burn the driver and the LED-Profile.
- Do not connect more than 3m in a row (serial connection). Serial connection may cause voltage drop which will result in an unequally distributed lightoutput (beginning of LED-Profile is brighter than the end) and may cause the strip to overheat and start to burn. In order to use more strips in one installation, connect LED-Profile in parallel. Refer to the wiring instructions for a parallel LED-Profile installation.
- Do not touch the LED products while it is powered on.
- Turn off the power in case of any failure. Do not power-on the installation before having it verified by a professional electrician.
- The installer and/or user is responsible that the installed application is in compliance with all relevant and applicable regulations. The installed product has to be protected from any accidental contact.

Major application fields:

Automotive/Special vehicles:

Warning lights, emergency indicators, car immobilizing systems, car factory automation.

Blue LED flashers for Police cars, Diplomacy cars, special forces vehicles.

Consumer electronics:

Microwave ovens, toasters, coffee machines, Irons, refrigerators.

Industrial controls / Traffic controls:

Panel indicators, elevators, photo-processing darkroom lights, traffic control, railway track diagram indicators, power stations.

LED clusters for railway use.

Telecommunication:

PCB line indicators, status indicators, portable communication equipment.

Defence:

Tank/tank missiles, combat aircrafts, mine detectors warning lights, submarine engine control, fire coordination systems for tanks.

28 NATO Numbers.

NATO Manufacturer Code S3643.

French Army „GAM T1“ listed.

Aviation:

Commercial and military, cockpit lights, stewardess call systems.

Security:

Safety control panels surveillance, emergency lights.

Medical:

Fault indicators, sealed indicators for surgery equipment,

blood analyser, nurse-call systems, dentist equipment.

We strive to be a Total Quality company that anticipates and responds to our customer's needs, continuously improving our products and processes.



SIBALCO AG

Birmannsgasse 8

CH-4055 Basel

Switzerland

Tel. +41 (0)61 264 10 10

Fax +41 (0)61 264 10 15

info@sibalco.ch

www.sloan.ch